

SHARPSINKS

A DIVISION OF ESI

2020-2021
CATALOG

STAINLESS

CERAMIC

FIRECLAY

QUARTZ COMPOSITE

SOLID SURFACE



a J.R. Sharp Company



a J.R. Sharp Company



ESI Corporate Office
San Dimas, CA

COMMITMENT TO EXCELLENCE

ESI is the exclusive source for the **SHARPSINKS** line of high quality sink products.

We have styles that enhance the latest trends and quality that is designed to last a lifetime. We hold fast to the foundations of **form + function**, the complementary balance that will make your kitchen and bath designs the best they can be.

ARIZONA

ESI - Arizona Branch

131 W. Julie Drive
Tempe, AZ 85283

800.470.5831 **TOLL FREE**
480.829.8900 **OFFICE**
480.829.8903 **FAX**

COLORADO

ESI - Colorado Branch

5977 N. Broadway
Denver, CO 80216

800.470.5831 **TOLL FREE**
303.295.1546 **OFFICE**
303.296.0307 **FAX**

UTAH

ESI - Utah Branch

2251 S. 3270 W.
West Valley City, UT 84119

800.470.5831 **TOLL FREE**
801.485.7249 **OFFICE**
801.485.6131 **FAX**

CALIFORNIA

ESI - Southern California Branch

828 West Cienega Avenue
San Dimas, CA 91773

800.470.5831 **TOLL FREE**
909.599.2336 **OFFICE**
909.394.9035 **FAX**

ESI - Northern California Branch

2247 Commerce Place
Hayward, CA 94545

800.470.5831 **TOLL FREE**
510.785.0379 **OFFICE**
510.785.2398 **FAX**

MISSOURI

ESI - Missouri Branch

566 Leffingwell Avenue
Kirkwood, MO 63122

800.470.5831 **TOLL FREE**
636.326.2565 **OFFICE**
636.326.9369 **FAX**

WASHINGTON

ESI - Washington Branch

6876 South 220th Street
Kent, WA 98032

800.470.5831 **TOLL FREE**
866.395.7002 **OFFICE**
866.395.6094 **FAX**

TEXAS

ESI - Texas Branch

11444 Reeder Rd #101
Dallas, TX 75229

800.470.5831 **TOLL FREE**
972.287.3992 **OFFICE**
972.287.7339 **FAX**

SHARPSINKS

A DIVISION OF ESI

contents

STAINLESS STEEL COLLECTION	2
Ultra SHARP	2-4
Pro SHARP	5-8
Build SHARP	9-11
Build SHARP ADA	12
Build SHARP Handmade	13-15
Culinary Traditions	16-17
SERENITY CERAMIC COLLECTION	18-19
CATALINA FIRECLAY COLLECTION	20-21
EARTHSTONE QUARTZ COMPOSITE COLLECTION	22-25
GEMSTONE SOLID SURFACE COLLECTION	26-29
TECHNICAL DATA	30-36
CARE & MAINTENANCE	37

STAINLESS STEEL COLLECTION

SHARPSINKS

Better Materials. Better Sinks.

Our Stainless Steel sinks are manufactured according to the highest standards in the industry. We use premium culinary grade type 304 stainless steel to ensure a high luster and durable finish. Additionally, all of our sinks meet or exceed one or more of the regulatory certification marks for the USA, Canada and Europe.



WRAS
Water Regulations Advisory Scheme



ULTRASHARP

SLEEK EUROPEAN BOWL DESIGN

STURDY 16-GAUGE CONSTRUCTION

PREMIUM SATIN PEARL FINISH BOWLS & BRUSHED DECK

TIGHTER RADIUS CORNERS MAXIMIZE USABLE SPACE

ULTRABARRIER SOUND INSULATION

LIMITED LIFETIME WARRANTY

ACCESSORY KIT INCLUDED WITH KITCHEN MODELS

ESI- ULTRA-205

16 Gauge

Type 304SS



DIMENSIONS: | 32-3/8" x 18-1/8" O.D. x 10" | 10" D.

INCLUDES:

- + CUSTOM FIT SINK GRIDS
- + WALNUT CUTTING BOARD
- + SILICONE DRYING MAT
- + ROLL-UP UTILITY RACK
- + DELUXE STRAINER BASKET

ESI- ULTRA-211R

40/60 STAINLESS
STEEL UNDERMOUNT
KITCHEN SINK

16 Gauge

Type 304SS



DIMENSIONS: | 31-3/4" x 20-5/8" O.D. x 8" | 10" D.

INCLUDES:

- + CUSTOM FIT SINK GRIDS
- + WALNUT CUTTING BOARD
- + SILICONE DRYING MAT
- + ROLL-UP UTILITY RACK
- + DELUXE STRAINER BASKET

ESI- ULTRA-211L

60/40 STAINLESS
STEEL UNDERMOUNT
KITCHEN SINK

16 Gauge

Type 304SS



DIMENSIONS: | 31-3/4" x 20-5/8" O.D. x 10" | 8" D.

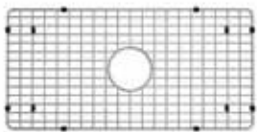
INCLUDES:

- + CUSTOM FIT SINK GRIDS
- + WALNUT CUTTING BOARD
- + SILICONE DRYING MAT
- + ROLL-UP UTILITY RACK
- + DELUXE STRAINER BASKET

INCLUDES:



CUSTOM FIT SINK GRID



WALNUT
CUTTING
BOARD

SILICONE
DRYING
MAT

ROLL-UP
UTILITY
RACK



DELUXE
STRAINER
BASKET




DIMENSIONS: | 32-3/8" x 18-1/8" O.D. x 10" D.

INCLUDES:



CUSTOM FIT SINK GRID



WALNUT
CUTTING
BOARD

SILICONE
DRYING
MAT

ROLL-UP
UTILITY
RACK



DELUXE
STRAINER
BASKET



DIMENSIONS: | 23-1/8" x 17-7/8" O.D. x 10" D.



GREAT CHOICE FOR VANITIES
OR WET BAR APPLICATIONS



INCLUDES:

TRADITIONAL POP-UP
DRAIN WITH OVERFLOW



DIMENSIONS: | 19-1/4" x 16-1/4" O.D. x 7" D.

ESI- ULTRA-190

LARGE SINGLE BOWL
STAINLESS STEEL
UNDERMOUNT
KITCHEN SINK

16 Gauge

Type 304SS

ESI- ULTRA-123

MEDIUM SINGLE BOWL
STAINLESS STEEL
UNDERMOUNT
KITCHEN SINK

16 Gauge

Type 304SS

ESI- ULTRA-130DW

OVAL STAINLESS
STEEL DUAL MOUNT
VANITY SINK WITH
INTEGRAL OVERFLOW

20 Gauge

Type 304SS

DURABLE 16 & 18 GAUGE STAINLESS STEEL

COMMERCIAL QUALITY

304 STAINLESS STEEL


STRAINER BASKET(S) AND DRAIN COVER(S) INCLUDED

PERFECT COMBINATION OF STYLE AND VALUE

BRUSHED FINISH BOWLS AND DECK

LIMITED LIFETIME WARRANTY

PROSHARP



ESI-S227-16

50/50 STAINLESS
STEEL UNDERMOUNT
KITCHEN SINK

16 Gauge
Type 304SS

CUSTOM SINK GRID
ESI-S227-GRD

CUTTING BOARD
ESI-DSCBOARD

STRAINER
ESI-SSS-USB1-EXT

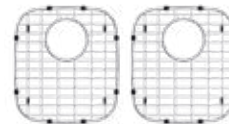
DRAIN COVER
ESI-SSS-UDDC1



DIMENSIONS: | 32" x 17-3/4" O.D. x 9" | 9" D.

OPTIONAL ACCESSORIES:

+ CUSTOM FIT SINK GRIDS



+ SILICONE CUTTING BOARD




+ STRAINER DRAIN COVER



OPTIONAL ACCESSORIES:

+ CUSTOM FIT SINK GRID



+ SILICONE CUTTING BOARD



+ STRAINER DRAIN COVER



DIMENSIONS: | 31-1/2" x 18-1/4" O.D. x 9" D.

ESI-S380-16

LARGE SINGLE BOWL
STAINLESS STEEL
UNDERMOUNT
KITCHEN SINK

16 Gauge
Type 304SS

CUSTOM SINK GRID
ESI-S380-GRD

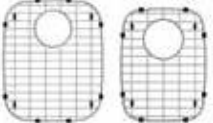
CUTTING BOARD
ESI-DSCBOARD

STRAINER
ESI-SSS-USB1-EXT

DRAIN COVER
ESI-SSS-UDDC1

OPTIONAL ACCESSORIES:

+ CUSTOM FIT SINK GRIDS



+ SILICONE CUTTING BOARD



+ STRAINER DRAIN COVER



DIMENSIONS: | 31-3/4" x 20-5/8" O.D. x 9" | 7" D.

ESI-S360-16

60/40 STAINLESS
STEEL UNDERMOUNT
KITCHEN SINK

16 Gauge
Type 304SS

CUSTOM SINK GRID
ESI-S360-GRD

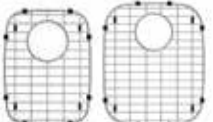
CUTTING BOARD
ESI-DSCBOARD

STRAINER
ESI-SSS-USB1-EXT

DRAIN COVER
ESI-SSS-UDDC1

OPTIONAL ACCESSORIES:

+ CUSTOM FIT SINK GRIDS



+ SILICONE CUTTING BOARD



+ STRAINER DRAIN COVER



DIMENSIONS: | 31-3/4" x 20-5/8" O.D. x 7" | 9" D.

ESI-S360R-16

40/60 STAINLESS
STEEL UNDERMOUNT
KITCHEN SINK

16 Gauge
Type 304SS

CUSTOM SINK GRID
ESI-S360-GRD

CUTTING BOARD
ESI-DSCBOARD

STRAINER
ESI-SSS-USB1-EXT

DRAIN COVER
ESI-SSS-UDDC1

ESI-S227LD-16

50/50 LOW DIVIDE
STAINLESS STEEL
UNDERMOUNT
KITCHEN SINK

16 Gauge
Type 304SS

CUSTOM SINK GRID
ESI-S227LD-GRD

CUTTING BOARD
ESI-DSCBOARD

STRAINER
ESI-SSS-USB1-EXT

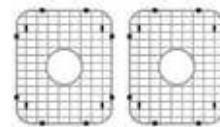
DRAIN COVER
ESI-SSS-UDDC1



DIMENSIONS: | 32-1/4" x 18-7/8" O.D. x 9" | 9" D.

OPTIONAL ACCESSORIES:

+ CUSTOM FIT SINK GRIDS



+ SILICONE CUTTING BOARD



+ STRAINER DRAIN COVER



ESI-S272-16

70/30 STAINLESS
STEEL UNDERMOUNT
KITCHEN SINK

16 Gauge
Type 304SS

CUSTOM SINK GRID
ESI-S272-GRD

CUTTING BOARD
ESI-DSCBOARD

STRAINER
ESI-SSS-USB1-EXT

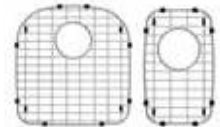
DRAIN COVER
ESI-SSS-UDDC1



DIMENSIONS: | 31-1/8" x 20-1/8" O.D. x 9" | 6-3/4" D.

OPTIONAL ACCESSORIES:

+ CUSTOM FIT SINK GRIDS



+ SILICONE CUTTING BOARD



+ STRAINER DRAIN COVER



ESI-S214-16

MEDIUM SINGLE BOWL
STAINLESS STEEL
UNDERMOUNT
KITCHEN SINK

16 Gauge
Type 304SS

CUSTOM SINK GRID
ESI-S214-GRD

CUTTING BOARD
ESI-DSCBOARD

STRAINER
ESI-SSS-USB1-EXT

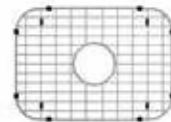
DRAIN COVER
ESI-SSS-UDDC1



DIMENSIONS: | 23-1/8" x 17-7/8" O.D. x 9" D.

OPTIONAL ACCESSORIES:

+ CUSTOM FIT SINK GRID



+ SILICONE CUTTING BOARD

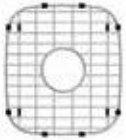


+ STRAINER DRAIN COVER



OPTIONAL ACCESSORIES:

+ CUSTOM FIT SINK GRID



+ SILICONE CUTTING BOARD



+ STRAINER DRAIN COVER



DIMENSIONS: | 16-1/2" x 18" O.D. x 9" D.

ESI-S330-18

SMALL SINGLE BOWL
STAINLESS STEEL
UNDERMOUNT
KITCHEN SINK

18 Gauge
Type 304SS

CUSTOM SINK GRID
ESI-S330-GRD

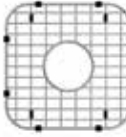
CUTTING BOARD
ESI-DSCBOARD

STRAINER
ESI-SSS-USB1-EXT

DRAIN COVER
ESI-SSS-UDDC1

OPTIONAL ACCESSORIES:

+ CUSTOM FIT SINK GRID



+ SILICONE CUTTING BOARD



+ STRAINER DRAIN COVER



DIMENSIONS: | 16" x 16" O.D. x 8" D.

ESI-S320-18

SMALL SINGLE BOWL
STAINLESS STEEL
UNDERMOUNT
KITCHEN SINK

18 Gauge
Type 304SS

CUSTOM SINK GRID
ESI-S320-GRD

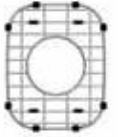
CUTTING BOARD
ESI-DSCBOARD

STRAINER
ESI-SSS-USB1-EXT

DRAIN COVER
ESI-SSS-UDDC1

OPTIONAL ACCESSORIES:

+ CUSTOM FIT SINK GRID



+ SILICONE CUTTING BOARD



+ STRAINER DRAIN COVER



DIMENSIONS: | 12-5/8" x 15" O.D. x 7" D.

ESI-S310-18

SMALL SINGLE BOWL
STAINLESS STEEL
UNDERMOUNT
KITCHEN SINK

18 Gauge
Type 304SS

CUSTOM SINK GRID
ESI-S310-GRD

CUTTING BOARD
ESI-DSCBOARD

STRAINER
ESI-SSS-USB1-EXT

DRAIN COVER
ESI-SSS-UDDC1

DURABLE 18 GA. STAINLESS STEEL
UNBEATABLE VALUE
UNDERMOUNT & DROP-IN OPTIONS
SLEEK MODERN DESIGN
ADA COMPLIANT 18/22 GA. OPTIONS

BUILD SHARP



ESI-S227-18

18 Gauge

Type 304SS



50/50
STAINLESS STEEL
UNDERMOUNT
KITCHEN SINK

DIMENSIONS:

32" x 17-3/4" O.D. x 9" |
9" D.

LARGE SINGLE BOWL
STAINLESS STEEL
UNDERMOUNT
KITCHEN SINK

DIMENSIONS:

31-1/2" x 18-1/4" O.D. x 9" D.



ESI-S380-18

18 Gauge

Type 304SS

60/40 STAINLESS STEEL
UNDERMOUNT
KITCHEN SINK

DIMENSIONS:

31-3/4" x 20-5/8" O.D. x 9" |
7" D.



ESI-S360-18

18 Gauge

Type 304SS

70/30 STAINLESS STEEL
UNDERMOUNT
KITCHEN SINK

DIMENSIONS:

31-1/8" x 20-1/8" O.D. x 9" |
6-3/4" D.



ESI-S272-18

18 Gauge

Type 304SS

MEDIUM SINGLE BOWL
(D-SHAPE)
STAINLESS STEEL
UNDERMOUNT
KITCHEN/UTILITY SINK

DIMENSIONS:

23-5/8" x 21" O.D. x 9" D.



ESI-S340-18

18 Gauge

Type 304SS

ESI-S214-18

18 Gauge

Type 304SS



MEDIUM SINGLE BOWL
STAINLESS STEEL
UNDERMOUNT
KITCHEN SINK

DIMENSIONS:

23-1/8" x 17-7/8" O.D. x 9" D.

ESI-S207-18

18 Gauge

Type 304SS



SMALL SINGLE BOWL
STAINLESS STEEL
UNDERMOUNT
KITCHEN SINK

DIMENSIONS:

15" x 18-1/2" O.D. x 7" D.

ESI-S375-18

18 Gauge

Type 304SS



50/50 DROP-IN
STAINLESS STEEL
UNDERMOUNT
KITCHEN SINK

DIMENSIONS:

33" x 22" O.D. x 9" | 9" D.



50/50
STAINLESS STEEL
UNDERMOUNT
KITCHEN SINK

DIMENSIONS:

32" x 17-3/4" O.D. x
5-1/2" | 5-1/2" D.



ADA COMPLIANT



**ESI-S5050-
18-ADA**

18 Gauge

Type 304SS

50/50 DROP-IN
STAINLESS STEEL
KITCHEN SINK

DIMENSIONS:

33" x 22" O.D. x 5-1/2" |
5-1/2" D.



ADA COMPLIANT



**ESI-S3322-
22-ADA**

22 Gauge

Type 304SS

LARGE SINGLE BOWL
STAINLESS STEEL
UNDERMOUNT
KITCHEN SINK

DIMENSIONS:

31-1/2" x 18-1/4" O.D. x
5-1/2" D.



ADA COMPLIANT



**ESI-S3118-
18-ADA**

18 Gauge

Type 304SS

SMALL SINGLE BOWL
DROP-IN
STAINLESS STEEL
UNDERMOUNT
KITCHEN SINK

DIMENSIONS:

15" x 15" O.D. x 5-1/2" D.



ADA COMPLIANT



**ESI-S1515-
22-ADA**

22 Gauge

Type 304SS

18 GAUGE SINK CONSTRUCTION

304 STAINLESS STEEL

FULLY INSULATED SPRAY COATING

SOUND DAMPENING PADS

R20 RADIUS CORNERS

BUILD**SHARP** *handcrafted*



ESI-S225-18

18 Gauge

Type 304SS



50/50 DOUBLE BOWL
HANDMADE
STAINLESS STEEL
UNDERMOUNT
KITCHEN SINK

DIMENSIONS:

31" x 18" O.D. x 9" | 9" D.

ESI-S275-18

18 Gauge

Type 304SS



LARGE SINGLE BOWL
HANDMADE
STAINLESS STEEL
UNDERMOUNT
KITCHEN SINK

DIMENSIONS:

31-13/16" x 18-1/8" O.D. x
9" D.

40/60 HANDMADE
STAINLESS STEEL
UNDERMOUNT
KITCHEN SINK

DIMENSIONS:

31-1/4" x 20-13/16" O.D. x 7" |
9" D.



ESI-S270-18

18 Gauge

Type 304SS

60/40 HANDMADE
STAINLESS STEEL
UNDERMOUNT
KITCHEN SINK

DIMENSIONS:

31-1/4" x 20-13/16" O.D. x 9" |
7" D.



ESI-S265-18

18 Gauge

Type 304SS

MEDIUM SINGLE BOWL
STAINLESS STEEL
UNDERMOUNT
KITCHEN SINK

DIMENSIONS:

23" x 18" O.D. x 9" D.



ESI-S210-18

18 Gauge

Type 304SS

SMALL SINGLE BOWL
HANDMADE
STAINLESS STEEL
UNDERMOUNT
KITCHEN SINK

DIMENSIONS:

18-1/8" x 16-3/16" O.D. x 9" D.



ESI-S200-18

18 Gauge

Type 304SS

ESI-SAP3020-16

16 Gauge

Type 304SS



30" APRON FRONT
SINGLE BOWL
STAINLESS STEEL
KITCHEN SINK

DIMENSIONS:

30-1/8" x 20-1/8" O.D. x 9" D.

ESI-SAP3320-16

16 Gauge

Type 304SS



33" APRON FRONT
SINGLE BOWL
STAINLESS STEEL
KITCHEN SINK

DIMENSIONS:

33-1/8" x 20-1/8" O.D. x 9" D.

ESI-SAP3620-16

16 Gauge

Type 304SS



36" APRON FRONT
SINGLE BOWL
STAINLESS STEEL
KITCHEN SINK

DIMENSIONS:

36-1/8" x 20-1/8" O.D. x 9" D.

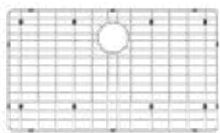


CULINARY TRADITIONS

18 GAUGE SINK CONSTRUCTION
304 STAINLESS STEEL
10" DEPTH
COMMERCIAL GRADE UNDERCOATING
ZERO RADIUS CORNERS
HEAVY DUTY SOUND DAMPENING PADS

INCLUDES:

- + CUSTOM FIT SINK GRID



- + SAPELE CUTTING BOARD
- ADJUSTABLE WASH/ DRY BASKET
- ROLL-UP DRYING RACK



- + DELUXE STRAINER DRAIN & BASKET



DIMENSIONS: | 30"x18" O.D. x 10" D.

ESI-CT100-18


30" SINGLE BOWL
STAINLESS STEEL
KITCHEN SINK

18 Gauge

Type 304SS

INCLUDES:

- + CUSTOM FIT SINK GRID



- + SAPELE CUTTING BOARD
- ADJUSTABLE WASH/ DRY BASKET
- ROLL-UP DRYING RACK



- + DELUXE STRAINER DRAIN & BASKET



DIMENSIONS: | 33"x19" O.D. x 10" D.

ESI-CT200-18

33" SINGLE BOWL
STAINLESS STEEL
KITCHEN SINK

18 Gauge

Type 304SS

ESI-CT300-18

36" SINGLE BOWL
STAINLESS STEEL
KITCHEN SINK

18 Gauge

Type 304SS

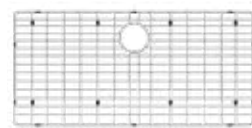


DIMENSIONS: | 36"x19" O.D. x 10" D.

INCLUDES:



CUSTOM FIT SINK GRID



SAPELE
CUTTING
BOARD



ADJUSTABLE
WASH/ DRY
BASKET



ROLL-UP
DRYING
RACK



DELUXE
STRAINER
DRAIN &
BASKET



ESI-CT400-18

43" SINGLE BOWL
STAINLESS STEEL
KITCHEN SINK

18 Gauge

Type 304SS




DIMENSIONS: | 43"x19" O.D. x 10" D.

INCLUDES:



CUSTOM FIT SINK GRID



SAPELE
CUTTING
BOARD



ADJUSTABLE
WASH/ DRY
BASKET



ROLL-UP
DRYING
RACK



DELUXE
STRAINER
DRAIN &
BASKET



ESI-CT500-18

33" 50/50 DOUBLE BOWL
STAINLESS STEEL
KITCHEN SINK

18 Gauge

Type 304SS

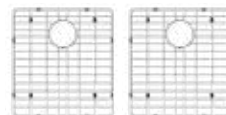


DIMENSIONS: | 33"x19" O.D. x 10" D. | 10" D.

INCLUDES:



CUSTOM FIT SINK GRIDS



SAPELE
CUTTING
BOARD



ADJUSTABLE
WASH/ DRY
BASKET



ROLL-UP
DRYING
RACK



DELUXE
STRAINER
DRAINS &
BASKETS



Serenity CERAMIC COLLECTION

STATE-OF-THE-ART MANUFACTURING PROCESSES
SPECIALIZED FORMING, GLAZING, AND FIRING TECHNIQUES
HIGHEST QUALITY CLAYS & ACID-RESISTANT GLAZES
ASME A112.19.2 COMPLIANT

LARGE OVAL PORCELAIN
DROP-IN VANITY SINK

DIMENSIONS:

20-1/4" x 17-1/4" O.D. x
6-3/4" D.

COLORS:



WHITE



BISQUE



ESI-VC20

SMALL OVAL PORCELAIN
UNDERMOUNT
VANITY SINK

DIMENSIONS:

15" x 12" I.D. x 6" D.

COLORS:



WHITE



BISQUE



ESI-VC12

LARGE OVAL PORCELAIN
UNDERMOUNT
VANITY SINK

DIMENSIONS:

17-1/4" x 14" I.D. x 6-1/4" D.

COLORS:



WHITE



BISQUE



ESI-VC10

ESI-VCR50



SMALL RECTANGLE (EASED)
PORCELAIN UNDERMOUNT
VANITY SINK

DIMENSIONS:

16" x 11" I.D. x 6" D.

COLORS:



WHITE



BISQUE

ESI-VCR60



LARGE RECTANGLE (EASED)
PORCELAIN UNDERMOUNT
VANITY SINK

DIMENSIONS:

18" x 13" I.D. x 6" D.

COLORS:



WHITE



BISQUE

ESI-VCR80



RECTANGLE (TROUGH
STYLE) PORCELAIN
UNDERMOUNT
VANITY SINK

DIMENSIONS:

18-1/2" x 12-1/4" I.D. x 7" D.

COLORS:



WHITE



BISQUE

ESI-VCR58



RECTANGLE (STRAIGHT
STYLE) PORCELAIN
UNDERMOUNT
VANITY SINK

DIMENSIONS:

18-1/2" x 11" I.D. x 5-1/2" D.

COLORS:



WHITE



BISQUE

Catalina FIRECLAY COLLECTION

STATE-OF-THE-ART MANUFACTURING PROCESSES
SPECIALIZED FORMING, GLAZING, AND FIRING TECHNIQUES
HIGHEST QUALITY CLAYS & ACID-RESISTANT GLAZES
ASME A112.19.2 COMPLIANT

27" FIRECLAY SINGLE
BOWL MODERN SMOOTH
APRON KITCHEN SINK

DIMENSIONS:

27" x 19" O.D. x 10" D.

COLORS:



WHITE



MATTE
CHARCOAL



30" FIRECLAY SINGLE
BOWL CLASSIC SMOOTH
APRON KITCHEN SINK

DIMENSIONS:

30" x 18" O.D. x 10" D.

COLORS:



WHITE



MATTE
CHARCOAL



ESI-
FCMOD27

ESI-
FCCL30

ESI-
FCMOD33



33" FIRECLAY SINGLE
BOWL MODERN SMOOTH
APRON KITCHEN SINK

DIMENSIONS:

33" x 19" O.D. x 10" D.

COLORS:



WHITE



MATTE
CHARCOAL

ESI-
FCCL332D



33" FIRECLAY DOUBLE
BOWL CLASSIC SMOOTH
APRON KITCHEN SINK

DIMENSIONS:

33" x 18" O.D. x 10" D. | 10" D.

COLORS:



WHITE



MATTE
CHARCOAL

ESI-
FCMOD36



36" FIRECLAY SINGLE
BOWL MODERN SMOOTH
APRON KITCHEN SINK

DIMENSIONS:

36" x 19" O.D. x 10" D.

COLORS:



WHITE



MATTE
CHARCOAL

ESI-
FCMOD362D



36" FIRECLAY DOUBLE
BOWL MODERN SMOOTH
APRON KITCHEN SINK

DIMENSIONS:

36" x 19" O.D. x 10" | 10" D.

COLORS:



WHITE



MATTE
CHARCOAL

Earthstone QUARTZ COMPOSITE COLLECTION

80% QUARTZ CONSTRUCTION

DURABLE, SCRATCH & STAIN RESISTANT

HYGIENIC NON-POROUS SURFACE, EASY-TO-CLEAN

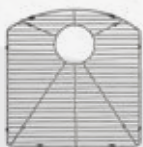
HEAT RESISTANT TO +500°F

AVAILABLE IN 5 CLASSIC COLORS

DUAL-MOUNT RIM ALLOWS BOTH UNDERMOUNT
AND DROP-IN INSTALLATIONS

COMPLETE YOUR SINK WITH PERFECT FIT ACCESSORIES

CUSTOM
SINK GRID



STRAINER
BASKET




DISPOSAL
FLANGE



OPTIONAL ACCESSORIES:



CUSTOM FIT SINK GRID



MATCHING
STRAINER
BASKET



MATCHING
DISPOSAL
FLANGE



DIMENSIONS: | 32"x19" O.D. x 9" D.

AVAILABLE IN FIVE COLORS



WHITE



BLACK



MOCHA



CONCRETE



BEIGE

ESI-QS1000

32" LARGE SINGLE
BOWL QUARTZ
KITCHEN SINK

CUSTOM SINK GRID
ESI-QS1000-GRD

STRAINER
ESI-QSSB-BE/CN/BK/MO/WH

DISPOSAL FLANGE
ESI-QSDF-BE/CN/BK/MO/WH

ESI-QS5050

32" 50/50 DOUBLE
EQUAL BOWL
QUARTZ
KITCHEN SINK

CUSTOM SINK GRID
ESI-QS5050-GRD

STRAINER
ESI-QSSB-BE/CN/BK/MO/WH

DISPOSAL FLANGE
ESI-QSDF-BE/CN/BK/MO/WH



DIMENSIONS: | 32" x 19" O.D. x 9" | 9" D.

AVAILABLE IN FIVE COLORS



WHITE

BLACK

MOCHA

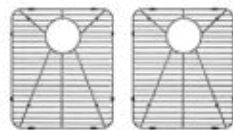
CONCRETE

BEIGE

OPTIONAL ACCESSORIES:



CUSTOM FIT SINK GRIDS



MATCHING
STRAINER
BASKET



MATCHING
DISPOSAL
FLANGE



ESI-QS6040

32" 60/40
LARGE/SMALL
BOWL QUARTZ
KITCHEN SINK

CUSTOM SINK GRID
ESI-QS6040-GRD

STRAINER
ESI-QSSB-BE/CN/BK/MO/WH

DISPOSAL FLANGE
ESI-QSDF-BE/CN/BK/MO/WH



DIMENSIONS: | 32" x 19" O.D. x 9" | 7-1/2" D.

AVAILABLE IN FIVE COLORS



WHITE

BLACK

MOCHA

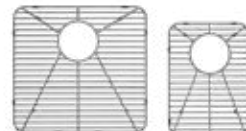
CONCRETE

BEIGE

OPTIONAL ACCESSORIES:



CUSTOM FIT SINK GRIDS



MATCHING
STRAINER
BASKET



MATCHING
DISPOSAL
FLANGE



ESI-QS4060

32" 40/60
SMALL/LARGE
BOWL QUARTZ
KITCHEN SINK

CUSTOM SINK GRID
ESI-QS4040-GRD

STRAINER
ESI-QSSB-BE/CN/BK/MO/WH

DISPOSAL FLANGE
ESI-QSDF-BE/CN/BK/MO/WH



DIMENSIONS: | 32" x 19" O.D. x 7-1/2" | 9" D.

AVAILABLE IN FIVE COLORS



WHITE

BLACK

MOCHA

CONCRETE

BEIGE

OPTIONAL ACCESSORIES:



CUSTOM FIT SINK GRIDS



MATCHING
STRAINER
BASKET

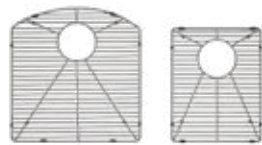


MATCHING
DISPOSAL
FLANGE



OPTIONAL ACCESSORIES:

CUSTOM FIT SINK GRIDS



MATCHING STRAINER BASKET



MATCHING DISPOSAL FLANGE



DIMENSIONS: | 32" x 20-1/2" O.D. x 9-1/2" | 8" D.

AVAILABLE IN FIVE COLORS



WHITE



BLACK



MOCHA



CONCRETE



BEIGE

ESI-QS7030

32" LARGE/SMALL
DOUBLE BOWL
QUARTZ
KITCHEN SINK

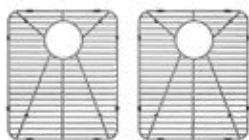
CUSTOM SINK GRID
ESI-QS7030-GRD

STRAINER
ESI-QSSB-BE/CN/BK/MO/WH

DISPOSAL FLANGE
ESI-QSDF-BE/CN/BK/MO/WH

OPTIONAL ACCESSORIES:

CUSTOM FIT SINK GRIDS



MATCHING STRAINER BASKET



MATCHING DISPOSAL FLANGE



DIMENSIONS: | 33" x 22" O.D. x 9" | 9" D.

AVAILABLE IN FIVE COLORS



WHITE



BLACK



MOCHA



CONCRETE



BEIGE

ESI-QS5050TM

33" DUAL MOUNT
DOUBLE EQUAL
BOWL QUARTZ
KITCHEN SINK

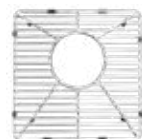
CUSTOM SINK GRID
ESI-QS5050TM-GRD

STRAINER
ESI-QSSB-BE/CN/BK/MO/WH

DISPOSAL FLANGE
ESI-QSDF-BE/CN/BK/MO/WH

OPTIONAL ACCESSORIES:

CUSTOM FIT SINK GRID



MATCHING STRAINER BASKET



MATCHING DISPOSAL FLANGE



DIMENSIONS: | 15" x 15" O.D. x 7-1/2" D.

AVAILABLE IN FIVE COLORS



WHITE



BLACK



MOCHA



CONCRETE



BEIGE

ESI-QS1515

15" SMALL
SINGLE BOWL
QUARTZ
BAR SINK

CUSTOM SINK GRID
ESI-QS1515-GRD

STRAINER
ESI-QSSB-BE/CN/BK/MO/WH

DISPOSAL FLANGE
ESI-QSDF-BE/CN/BK/MO/WH

ESI-QS1618

16-1/2" SMALL
SINGLE BOWL
QUARTZ
BAR SINK

CUSTOM SINK GRID
QS-SG1618

STRAINER
ESI-QSSB-BE/CN/BK/MO/WH

DISPOSAL FLANGE
ESI-QSDF-BE/CN/BK/MO/WH



DIMENSIONS: | 16-1/2" x 18" O.D. x 8" D.

AVAILABLE IN FIVE COLORS



WHITE



BLACK



MOCHA



CONCRETE

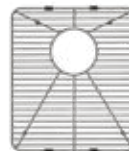


BEIGE

OPTIONAL ACCESSORIES:



CUSTOM FIT SINK GRID



MATCHING
STRAINER
BASKET



MATCHING
DISPOSAL
FLANGE



ESI-QS2318

23" MEDIUM
SINGLE BOWL
QUARTZ
KITCHEN/UTILITY
SINK

CUSTOM SINK GRID
ESI-QS2318-GRD

STRAINER
ESI-QSSB-BE/CN/BK/MO/WH

DISPOSAL FLANGE
ESI-QSDF-BE/CN/BK/MO/WH



DIMENSIONS: | 23" x 18" O.D. x 8-1/2" D.

AVAILABLE IN FIVE COLORS



WHITE



BLACK



MOCHA



CONCRETE

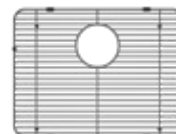


BEIGE

OPTIONAL ACCESSORIES:



CUSTOM FIT SINK GRID



MATCHING
STRAINER
BASKET



MATCHING
DISPOSAL
FLANGE



ESI-QS2321D

23" D-SHAPED
SINGLE BOWL
QUARTZ
KITCHEN/UTILITY
SINK

CUSTOM SINK GRID
ESI-2321D-GRD

STRAINER
ESI-QSSB-BE/CN/BK/MO/WH

DISPOSAL FLANGE
ESI-QSDF-BE/CN/BK/MO/WH



DIMENSIONS: | 23" x 21" O.D. x 9" D.

AVAILABLE IN FIVE COLORS



WHITE



BLACK



MOCHA



CONCRETE

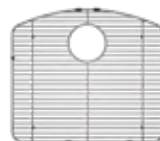


BEIGE

OPTIONAL ACCESSORIES:



CUSTOM FIT SINK GRID



MATCHING
STRAINER
BASKET



MATCHING
DISPOSAL
FLANGE



Gemstone SOLID SURFACE COLLECTION

- MADE IN THE U.S.A. BY GEMSTONE
- 10 YEAR TRANSFERABLE WARRANTY
- CONTRIBUTES TO LEED CERTIFIED & GREEN BUILDING PRACTICES
- 15% POST CONSUMER, 5.5% RAPIDLY RENEWABLE MATERIALS



GEM-1729D

KITCHEN
UNDERMOUNT



DIMENSIONS: | 30-7/8" x 18-9/16" O.D. x 9" D.

AVAILABLE COLORS:



POLAR WHITE



IVORY




BISCUIT

GEM-2917D

KITCHEN
UNDERMOUNT

REVERSIBLE



DIMENSIONS: | 30-7/8" x 18-9/16" O.D. x 9" D.

AVAILABLE COLORS:



POLAR WHITE



IVORY




BISCUIT

GEM-3016D

KITCHEN
UNDERMOUNT

REVERSIBLE




DIMENSIONS: | 32" x 18-1/2" O.D. x 8-1/4" D.


AVAILABLE COLORS:



POLAR WHITE



IVORY



BISCUIT

**AVAILABLE
COLORS:**



POLAR WHITE



IVORY



BISCUIT



DIMENSIONS: | 32" x 21" O.D. x 7" D. | 9" D.

GEM-1930D

KITCHEN
UNDERMOUNT

**AVAILABLE
COLORS:**



POLAR WHITE



IVORY



BISCUIT



DIMENSIONS: | 22-1/2" x 17-3/4" O.D. x 8-1/2" D.

GEM-2015S

UTILITY
UNDERMOUNT

**AVAILABLE
COLORS:**



POLAR WHITE



IVORY



BISCUIT



DIMENSIONS: | 17-3/4" x 17-3/4" O.D. x 8-3/8" D.

GEM-1616S

UTILITY
UNDERMOUNT

GEM-1812VO

VANITY
UNDERMOUNT
WITH OVERFLOW

ADA COMPLIANT



ADA COMPLIANT

DIMENSIONS: | 19-1/2" x 14-5/16" O.D. x 5" D.

AVAILABLE COLORS:



POLAR WHITE



IVORY



BISCUIT

GEM-1613VO

VANITY
UNDERMOUNT
WITH OVERFLOW

ADA COMPLIANT



ADA COMPLIANT

DIMENSIONS: | 18-7/16" x 15-1/16" O.D. x 5-5/16" D.

AVAILABLE COLORS:



POLAR WHITE



IVORY



BISCUIT

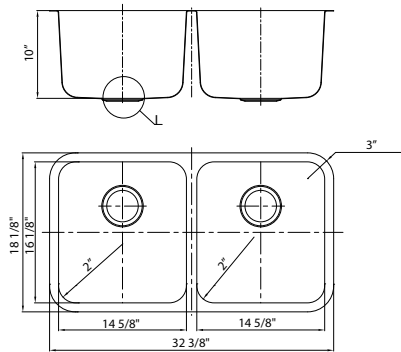


TECHNICAL INFORMATION

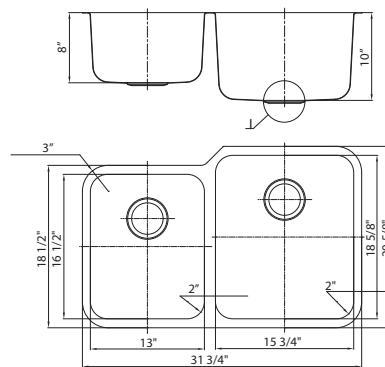
ULTRASHARP SERIES STAINLESS | DIMENSIONAL DRAWINGS

P. 3-4

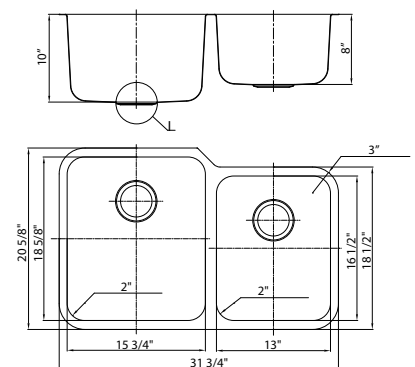
ESI-ULTRA-205



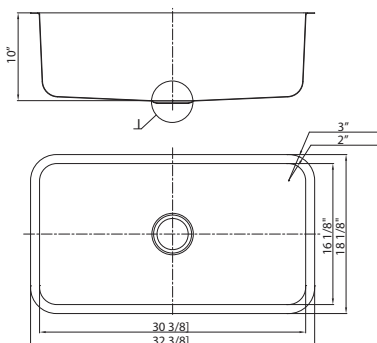
ESI-ULTRA-211R



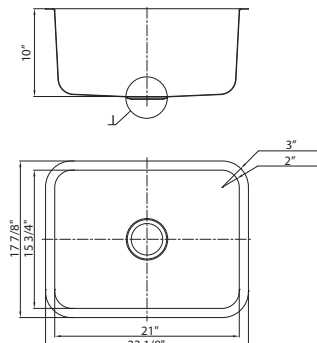
ESI-ULTRA-211L



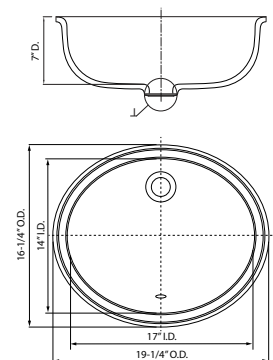
ESI-ULTRA-190



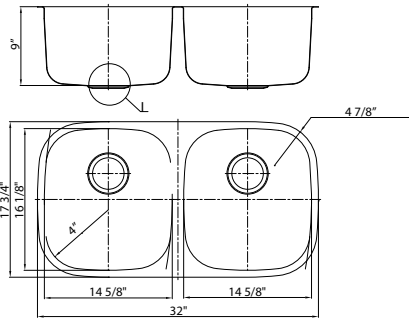
ESI-ULTRA-123



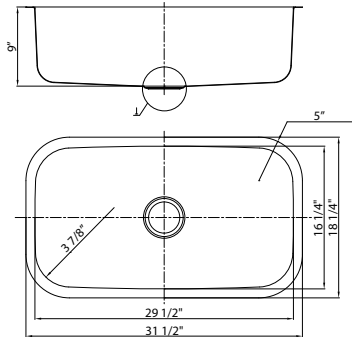
ESI-ULTRA-130DW



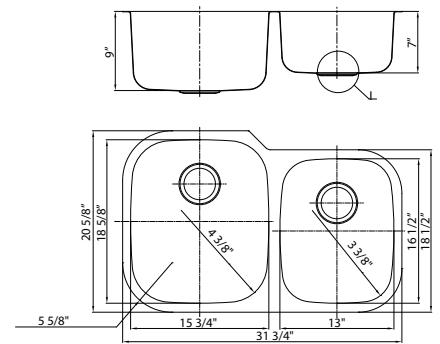
ESI-S227-16



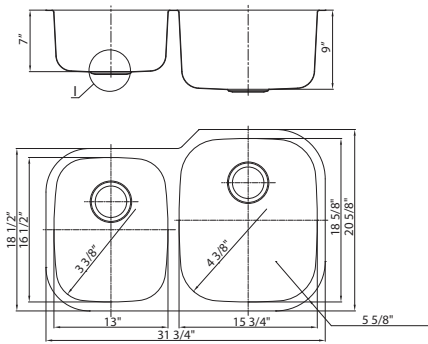
ESI-S380-16



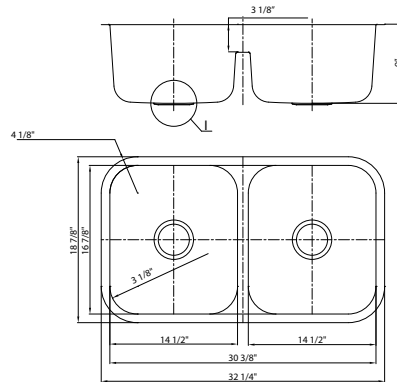
ESI-S360-16



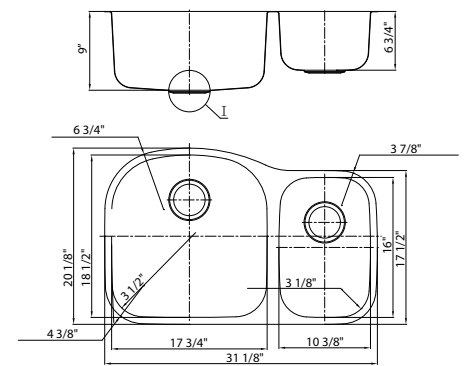
ESI-S360R-16



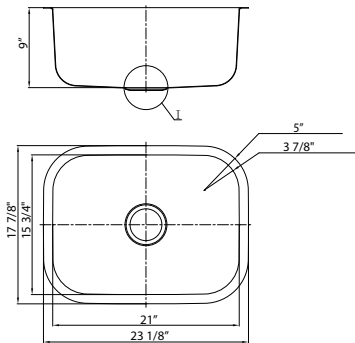
ESI-S227LD-16



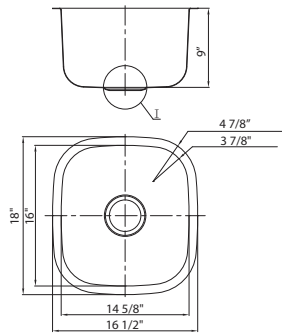
ESI-S272-16



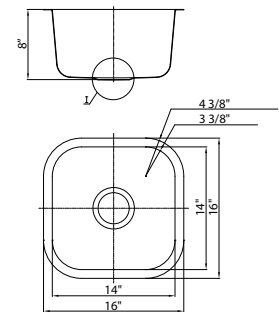
ESI-S214-16



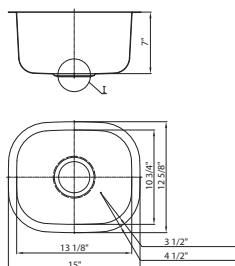
ESI-S330-18



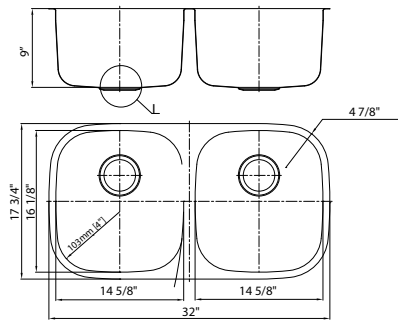
ESI-S320-18



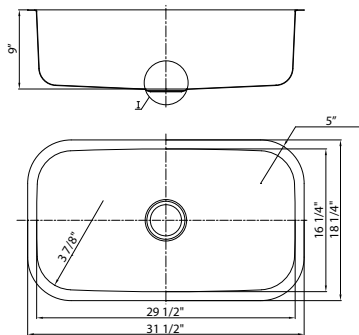
ESI-S310-18



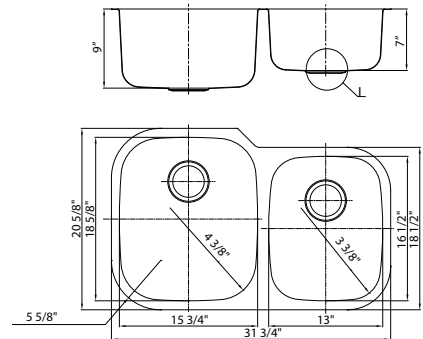
ESI-S227-18



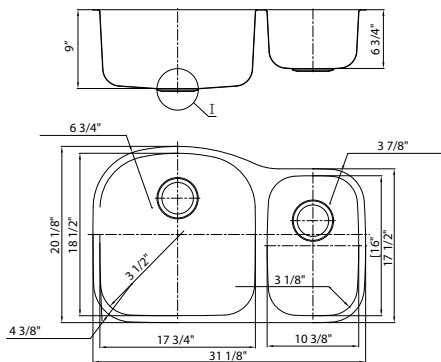
ESI-S380-18



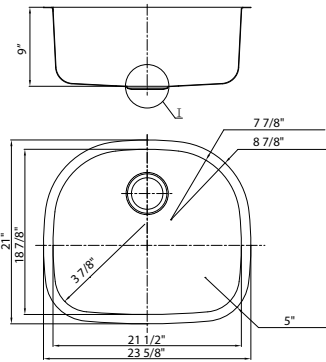
ESI-S360-18



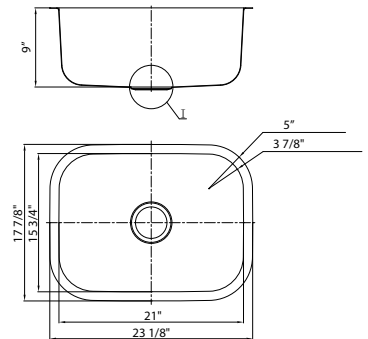
ESI-S272-18



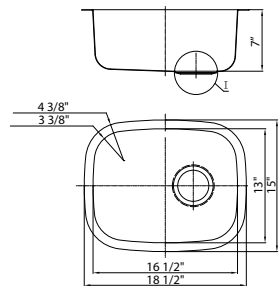
ESI-S340-18



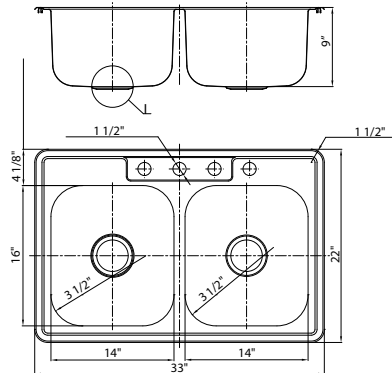
ESI-S214-18



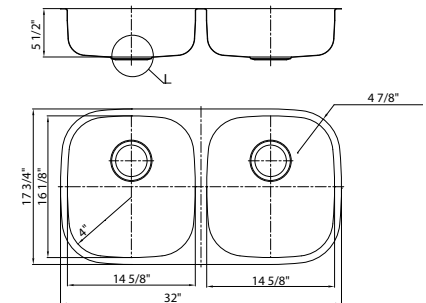
ESI-S207-18



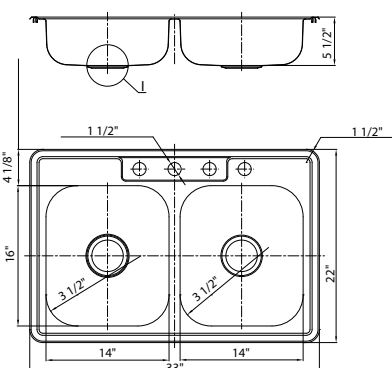
ESI-S375-18



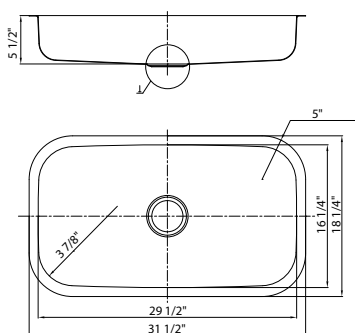
ESI-S5050-18-ADA



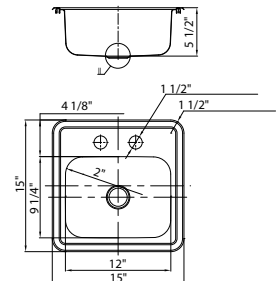
ESI-S3322-22-ADA



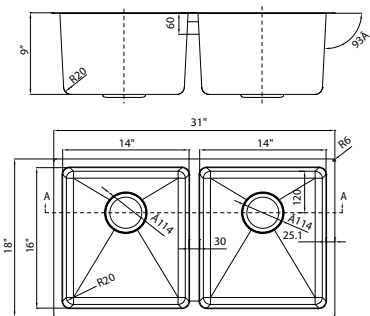
ESI-S3118-18-ADA



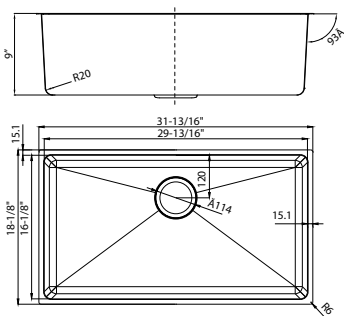
ESI-S1515-22-ADA



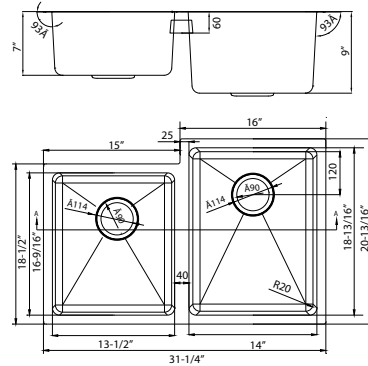
ESI-S225-18



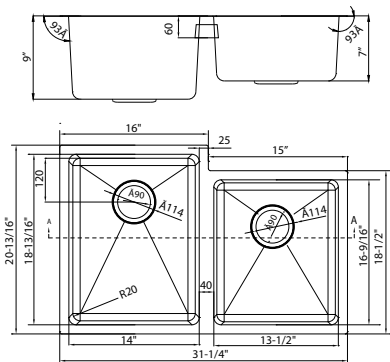
ESI-S275-18



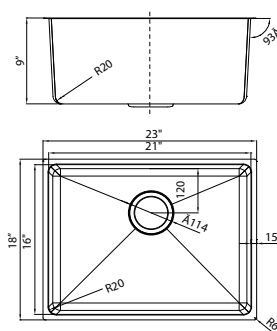
ESI-S270-18



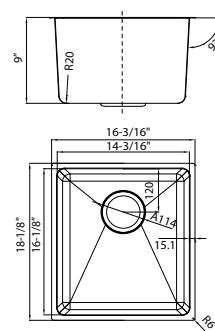
ESI-S265-18



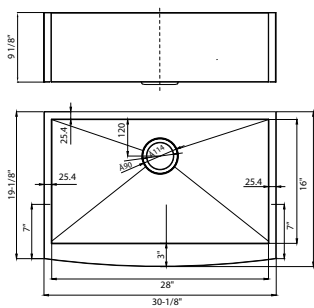
ESI-S210-18



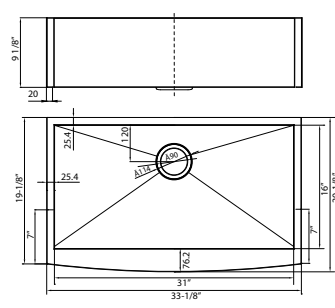
ESI-S200-18



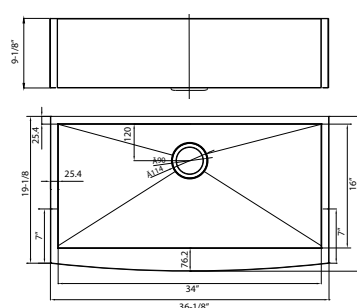
ESI-SAP3020-16



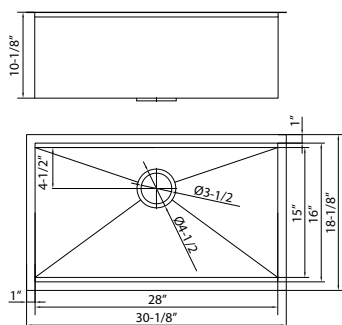
ESI-SAP3320-16



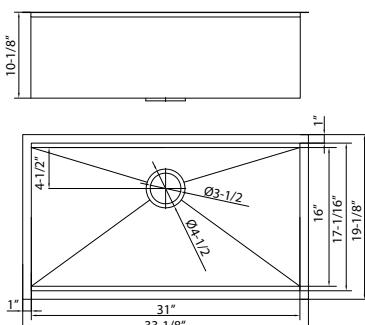
ESI-SAP3620-16



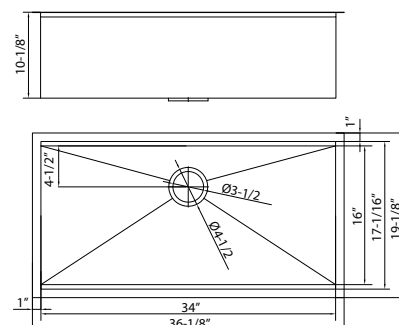
ESI-CT100-18



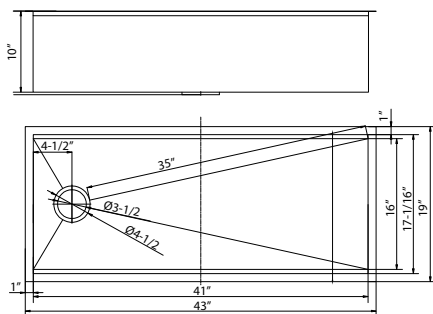
ESI-CT200-18



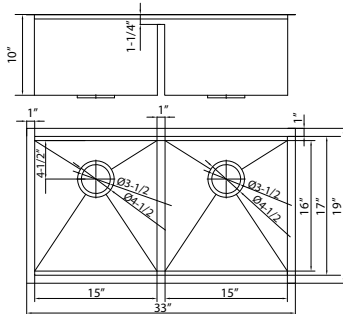
ESI-CT300-18



ESI-CT400-18



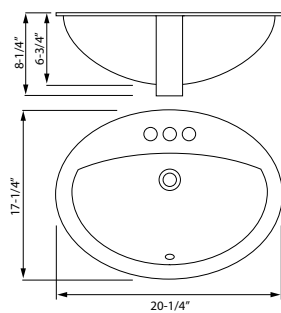
ESI-CT500-18



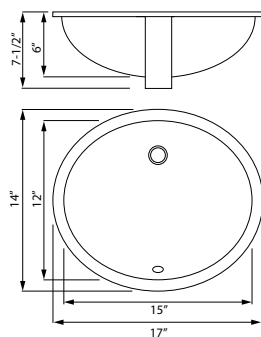
SERENITY CERAMIC COLLECTION | DIMENSIONAL DRAWINGS

P. 18-19

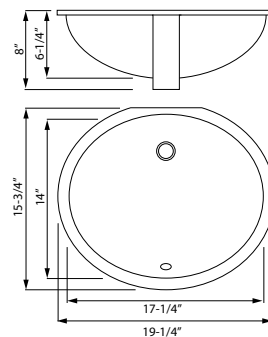
ESI-VC20



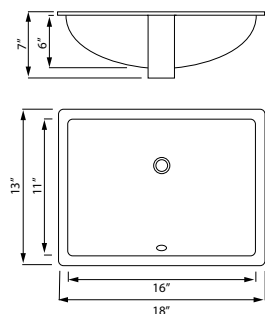
ESI-VC12



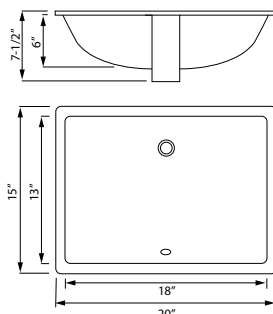
ESI-VC10



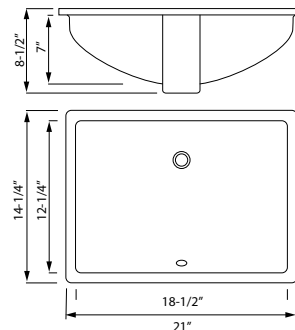
ESI-VCR50



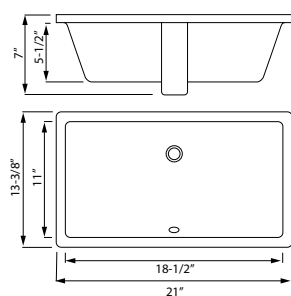
ESI-VCR60



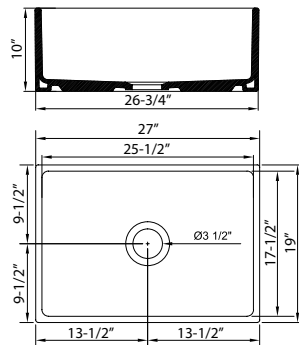
ESI-VCR80



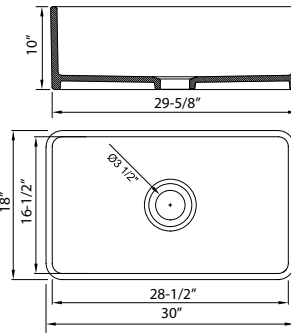
ESI-VCR58



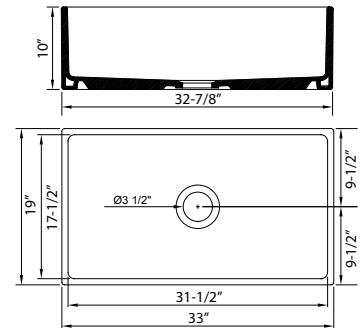
ESI-FCMOD27



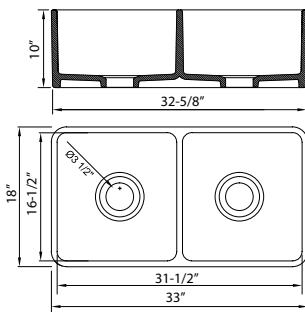
ESI-FCCL30



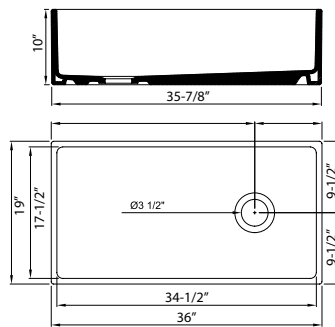
ESI-FCMOD33



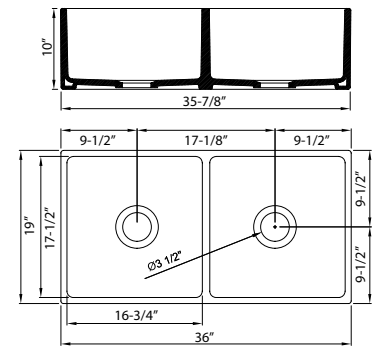
ESI-FCCL332D



ESI-FCMOD36

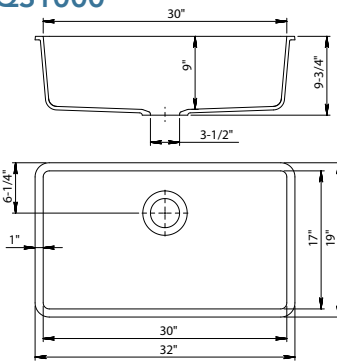


ESI-FMOD362D

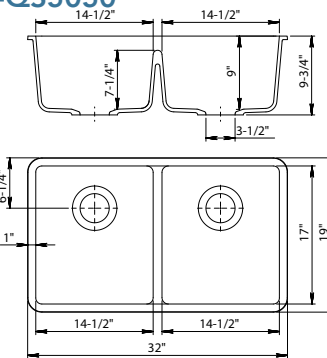


EARTHSTONE QUARTZ COMPOSITE COLLECTION | DIMENSIONAL DRAWINGS

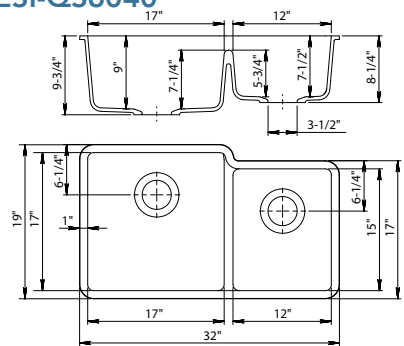
ESI-QS1000



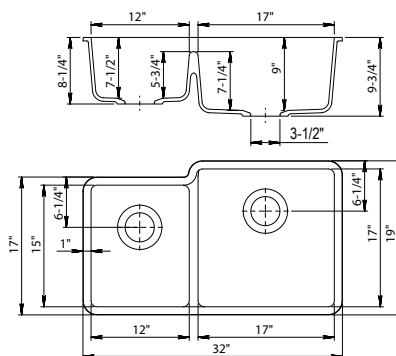
ESI-QS5050



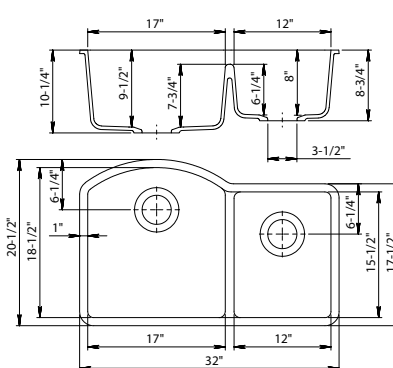
ESI-QS6040



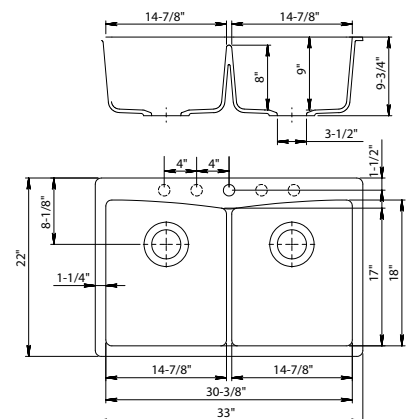
ESI-QS4060



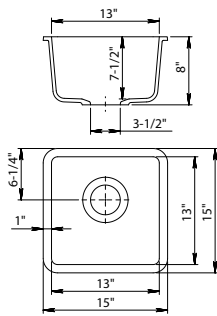
ESI-QS7030



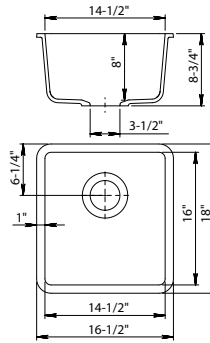
ESI-QS5050TM



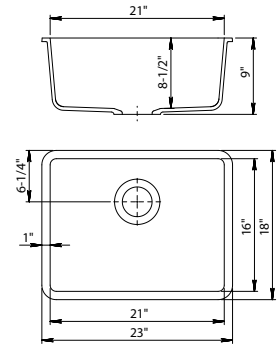
ESI-QS1515



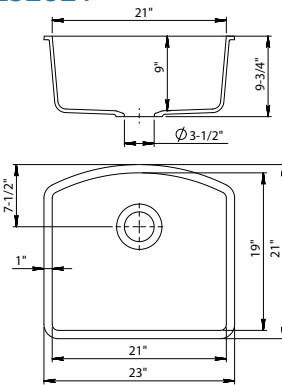
ESI-QS1618



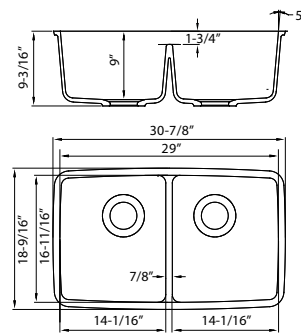
ESI-QS2318



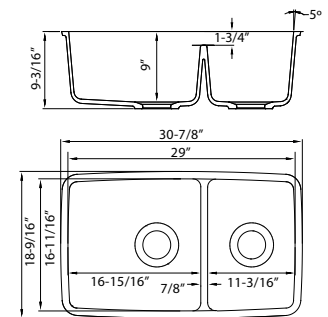
ESI-QS2321



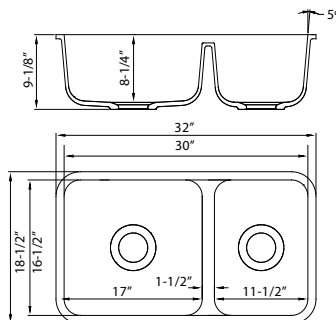
GEM-1729D



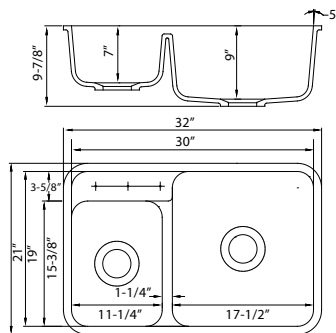
GEM-2917D



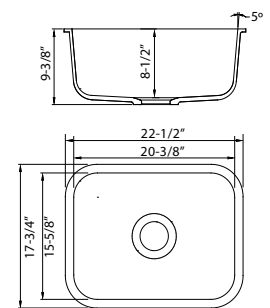
GEM-3016D



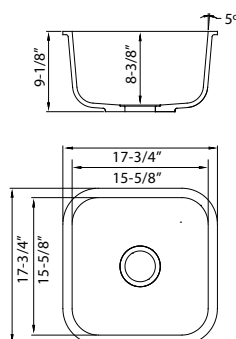
GEM-1930D



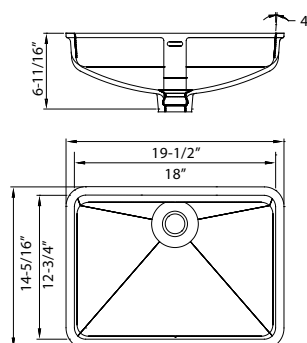
GEM-2015S



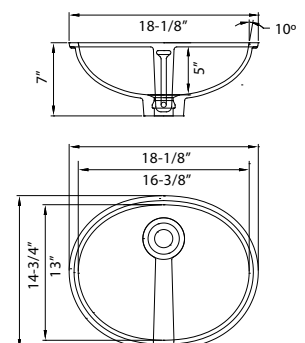
GEM-1616S



GEM-1812VO



GEM-1613VO



STAINLESS STEEL SINKS

Your new sink is made of premium stainless steel and has a nominal thickness of 16 or 18 gauge, depending on the line of sink you have. Stainless steel alloy is composed of both chromium and nickel. The presence of chromium enables the steel to form an invisible layer of oxide that protects it against corrosion. The addition of nickel to the alloy increases its corrosion resistance while adding a bright polished appearance, hardness, and exceptional resistance to all temperatures. The extra thickness of the steel in our sinks will resist normal abuse; however we do recommend the use of our strainer-grids to protect against accidental damage.

We suggest you clean the sinks as you would a stainless steel pot- use a mild detergent with a sponge, rinse and dry off. From time to time, you may also polish it to restore it to its original beauty and shine using "Never-Dull" (purchased at any auto supply shop) or any polishing cream for stainless steel.

QUARTZ COMPOSITE SINKS

Avoid placing pots, pans or other hot objects in excess of 536°F for Quartz Composite Sinks on the surface of the sink. The bottom of a pot or pan just removed from a burner can reach temperatures of over 1100°F. Pots, pans and other hot objects must be placed on appropriate potholders (made of wood, etc.). Avoid causing excessive thermal shock due to the presence of very hot and very cold objects on the sink at the same time.

Clean the sink regularly after each time it is used with warm water and a liquid detergent and a soft cloth. Normal stains should be removed immediately. Cleaning powders and creams which are even slightly abrasive should not be used, nor should chemically aggressive detergents. Abrasive cleaning products can be used only under exceptional circumstances, e.g. when a cigarette burn must be removed; however, these products should be used with extreme care. Marks caused by foods or liquids which stain easily, e.g. coffee, tea, fruit juice, must be removed immediately with very hot water and a cleaning product. The formation of lime build-up must be prevented by removing any buildup at least twice a week with a solution of water and vinegar.

SERENITY CERAMIC SINKS

Clean the sink using water and a mild detergent with a sponge, rinse and dry off. Do not use harsh chemicals inside the sink; if you would not put it on your hands don't put it in the sink. (Avoid bleach, acids, thinners, etc.) Be advised that some foods contain acids, such as lemons. If these foods contact the sink, rinse off and dry it clean ASAP. Never lay rusted objects or objects prone to rusting inside the sink; although the sink itself is incapable of rusting it will stain if a rusted foreign object is laid in it. Do not put tea bags or coffee inside the sink. If you do, rinse and dry immediately. Sodas can stain the sink if not rinsed out immediately. These sinks do not resist abuse very well. Handle pots and pans with care.

GEMSTONE SOLID SURFACE COLLECTION SINKS

Do not place hot pans directly from the burner or the oven into the Gemstone sink. Even though Gemstone sinks can withstand sustained temperatures up to 225°F, prolonged or extreme heat could cause yellowing and/ or cracking. To prevent cracking due to extreme temperature differences, frozen foods should be placed on a mat or rack - do not place items directly on the surface of the sink to thaw. Do not use your sink for cutting or chopping items. Although minor cuts and scratches can be repaired, deep cuts will require the services of a professional.

Gemstone sinks and bowls are non-porous so they can be easily wiped clean with a damp cloth or sponge and mild detergents or general purpose cleaners. If you have a factory matte finish, abrasive cleaners may also be used. Periodically, it may also be helpful to go over the entire surface with an abrasive cleaner or a wet Scotch-Brite pad to maintain a uniform appearance.

Spills & Stains: While most everyday spills can be removed with the cleaning techniques mentioned, some troublesome spills and stains such as food/hair dye, tea, and fruit drinks may require more aggressive cleaning. These items can be removed with a solution of 50/50 bleach and water allowed to sit for 15 minutes, drained, and flushed with water. Follow with a general cleaner and flush with water. On factory matte finish, if you prefer, you can scrub with an abrasive cleaner.

ALSO AVAILABLE FROM ESI:

- **EDGEBANDING** - DOELLKEN and Teknaform PVC, Real Wood Veneer Edgebanding, and more.
- **SURFACES** - ASCALE Porcelain Slabs, HanStone Quartz, Hanex Solid Surface, Metallics.
- **ADHESIVES** - Contact Adhesive, Hotmelt Adhesive, GLUE 360 Surface Adhesives, Glues.
- **VEENEERS** - Domestic & Exotic Sheets and Edgebanding.
- **HARDWARE, MACHINES, & TOOLS** - Drawer Slides, Blades, Router Bits, FastCap, and more.

For more information, complete product listings, and stocking facilities, visit www.edgebanding-services.com

ARIZONA

ESI - Arizona Branch

131 W. Julie Drive
Tempe, AZ 85283

800.470.5831 **TOLL FREE**
480.829.8900 **OFFICE**
480.829.8903 **FAX**

COLORADO

ESI - Colorado Branch

5977 N. Broadway
Denver, CO 80216

800.470.5831 **TOLL FREE**
303.295.1546 **OFFICE**
303.296.0307 **FAX**

UTAH

ESI - Utah Branch

2251 S. 3270 W.
West Valley City, UT 84119

800.470.5831 **TOLL FREE**
801.485.7249 **OFFICE**
801.485.6131 **FAX**

CALIFORNIA

ESI - Southern California Branch

828 West Cienega Avenue
San Dimas, CA 91773

800.470.5831 **TOLL FREE**
909.599.2336 **OFFICE**
909.394.9035 **FAX**

ESI - Northern California Branch

2247 Commerce Place
Hayward, CA 94545

800.470.5831 **TOLL FREE**
510.785.0379 **OFFICE**
510.785.2398 **FAX**

MISSOURI

ESI - Missouri Branch

566 Leffingwell Avenue
Kirkwood, MO 63122

800.470.5831 **TOLL FREE**
636.326.2565 **OFFICE**
636.326.9369 **FAX**

TEXAS

ESI - Texas Branch

11444 Reeder Rd #101
Dallas, TX 75229

800.470.5831 **TOLL FREE**
972.287.3992 **OFFICE**
972.287.7339 **FAX**

WASHINGTON

ESI - Washington Branch

6876 South 220th Street
Kent, WA 98032

800.470.5831 **TOLL FREE**
866.395.7002 **OFFICE**
866.395.6094 **FAX**

www.edgebanding-services.com

©2020 Edgebanding Services, Inc.
Printed in USA

ESI-SC_2020-1



a J.R. Sharp Company

SHARPSINKS
A DIVISION OF ESI

